

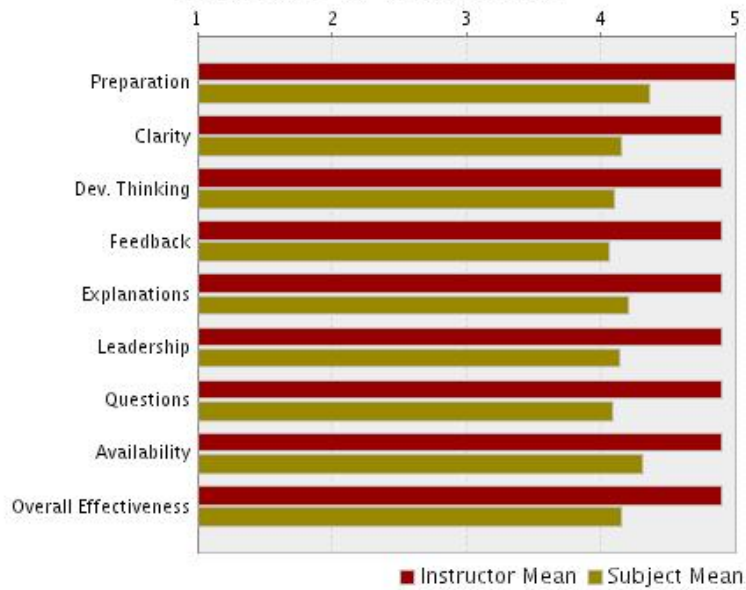
# Teaching Evaluation Summary (2006-2007 Winter)

# Ratings Summary


Instructor: **Easton, Robert**  
 Subject: **MATH**  
 Catalog & Section: **51, 24**

Course Title: **LIN ALG AND MULTIVAR CALCULUS**  
 Enrollment: **19** Responses: **19**

## Elements of Instruction




### Preparation



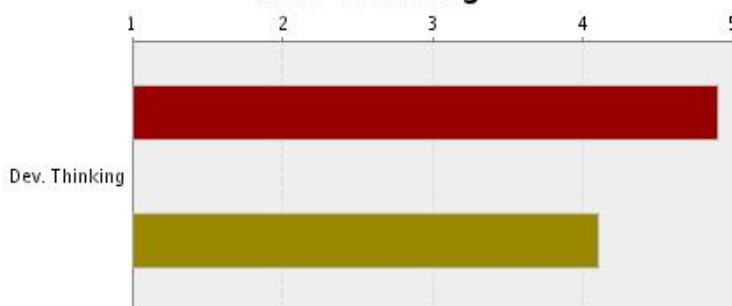
	Mean	%	P	F	G	Vg	Ex	N/A
Preparation	5.0	92.0	0	0	0	0	19	0

### Clarity



	Mean	%	P	F	G	Vg	Ex	N/A
Clarity	4.9	91.0	0	0	0	1	18	0

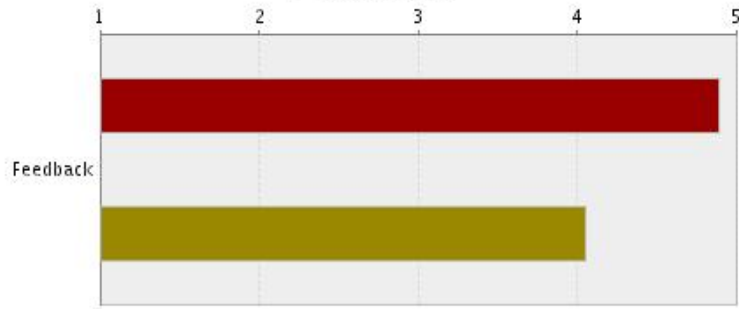
### Dev. Thinking



	Mean	%	P	F	G	Vg	Ex	N/A
Dev. Thinking	4.9	91.0	0	0	0	2	17	0




## Feedback




	Mean	%	P	F	G	Vg	Ex	N/A
Feedback	4.9	93.0	0	0	0	1	17	1

## Explanations




	Mean	%	P	F	G	Vg	Ex	N/A
Explanations	4.9	90.0	0	0	0	1	18	0

## Leadership



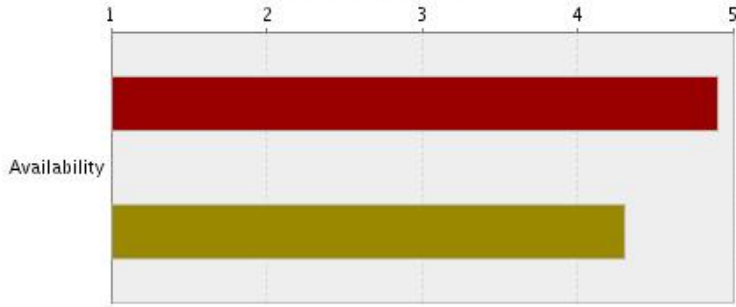
	Mean	%	P	F	G	Vg	Ex	N/A
Leadership	4.9	89.0	0	0	0	1	18	0

## Questions




	Mean	%	P	F	G	Vg	Ex	N/A
Questions	4.9	91.0	0	0	0	1	17	0

## Availability



	Mean	%	P	F	G	Vg	Ex	N/A
Availability	4.9	90.0	0	0	1	0	17	1

## Overall Effectiveness



	Mean	%	P	F	G	Vg	Ex	N/A
Overall Effectiveness	4.9	90.0	0	0	0	1	18	0

Attendance	Required?
(no resp) 0.0	Yes 78.9
< 20% 0.0	No 21.1
20-40% 0.0	
40-60% 5.3	
60-80% 10.5	
80-100% 84.2	